



Pathfinder Honour: Workbook

Snowboarding 1



Name:

Club:

Date Started:

Date Completed:

Instructor Name:

Signature:

Club Director's Name:

Signature:

Please Award Patch:

Date:







To be signed by Authorised Person (i.e. District Director for Pathfinders) after satisfactory completion. Leaders, please see the Assessment Sheet for a checklist of practical requirements and a short test to check knowledge of honour.

Date Patch Presented

Snowboarding 1 Honour: Workbook

Requirement 1: In a few words describe the meaning of term ‘Snowboarding’

Requirement 2: Define and explain each level of the Ski Trail Difficulty Ratings where you are to snowboard; for example Australia, New Zealand and North America: [Please complete the following table]

	<u>Trail Rating</u>	<u>Symbol</u>	<u>Difficulty</u>	<u>Brief Description</u>
a.	Green circle			
b.				
c.				
d.				
e.	Variations		Various	
f.				

Snowboarding 1 Honour: Workbook

Requirement 3: List & explain the Australian Alpine Responsibility Code (or equivalent) & demonstrate observance of the code throughout Requirements 7 & 8.

[Please complete the following. Using your own words is OK]

1.	Know your ability and always stay
2.	Take lessons from
3.	Use appropriate protective
4.	Before using any lift you must
5.	Observe and obey all
6.	Give way to
7.	Do not stop
8.	Always ensure your equipment is
9.	Do not ski, board, ride a lift or undertake any other
10.	If you are involved in, or witness an accident or collision

Requirement 4: Define the following snowboarding terms: [Please insert brief notes]

a.	Piste:	
b.	Off-piste:	
c.	Stances – Regular and Goofy	
d.	Toeside:	
e.	Heelside:	
f.	Switch:	

Snowboarding 1 Honour: Workbook

Requirement 5: Briefly describe the following essential equipment for snowboarding and how to keep it in good condition [Please insert brief notes)

a.	Snowboard:	
b.	Bindings:	
c.	Snowboard boots:	
d.	Helmet:	
e.	Wrist guards:	
f.	Skin and eye protection:	
g.	Appropriate clothing,:	

Snowboarding 1 Honour: Workbook

Requirement 6: Memorise one Bible passage that mentions the word ‘snow’. In a few words, comment on what the passage means to you. [Please insert the passage in the space below. Add comments on what the verse means to you]

--

Requirement 7: Know and demonstrate how to safely load and unload on a chairlift [Please list chairlift/s (date and place) that you used]

--

Requirement 8: Demonstrate your ability to snowboard, in good form, on numerous intermediate-graded slopes. Show competency in:
[Please complete the following]

	<u>Skill</u>	<u>Details / Comments</u>	<u>Signature</u>	<u>Date</u>
a.	Traversing using both heelside and toeside.:			
b.	Changing directions while riding:			
c.	Confidently coming to a stop:			

Snowboarding Log (Where I snowboarded)	<u>Date</u>
Example: Run at Alpine Resort (eg Side Saddle at Mt Blue Cow)	