

Guide

GUIDE TEACHING HELPS

IN PREPARATION FOR THIS COURSE, TEACHERS SHOULD READ:

"How to Use the Manual"	Page 9
"Teen Youth Ministry"	Page 13
"Functions of the Leader"	Page 19
"How to Teach a Class"	Page 22
"Class Work Charts"	Page 32
"Presenting the Classwork"	Page 38
"How to use the Teaching Plans"	Page 255

Twenty-eight class periods (approximately 30 minutes) have been allocated to complete the basic Guide Class. Extra time will need to be arranged for those wishing to do the Advanced Requirements towards the AY Silver Award.

How to use the Teaching Plans

To assist class teachers in the work of organising the curriculum into a teaching plan, you will find included a comprehensive suggestion on how to go about designing and completing this work in 20 meetings. When organising your plan, remember that the Pathfinder year commences in February and concludes in November. This means 43 weekends are available in this period.

During that time however, most conference youth departments conduct three combined events such as rallies, fairs, and camporees. This means three less weekends are available for the local church, bringing the number down to 40. As Pathfinders meet fortnightly, this reduces the number of weekends available to 20.

The teaching plans are organised so that there is work for the Pathfinder to complete on days that they are on campouts.

Bi-monthly outings are required by the conference, and teachers should try to utilise these to meet requirements from time to time. For further details on bi-monthly outings see the Australasian Pathfinder Staff Manual.

You will notice one Teaching Plan for use in Model A, and two parts to the Teaching Plan for Model B. (This is because there is one to cover the work required for Segment 1 and another for Segment 2.)

To assist the teacher the requirements met in each session are listed on the right hand edge of each teaching plan. The following symbols are used:

- G - General
- SD - Spiritual Discovery
- CO - Community Outreach
- CL - Church Life
- HP - Historical Perspective
- PG - Personal Growth
- HF - Health and Fitness
- OL - Outdoor Living
- ADV - Advanced

NOTE: These plans are suggestions only. By all means modify or adapt them to suit your own requirements.

<u>PROGRAM/WEEK NUMBER</u>	<u>MODEL A</u>	<u>REQUIREMENT COVERED</u>
1	Memorise and explain Legion of Honour Select book club books Membership and dues	G2 G4 G3
2	Gifts of the Spirit - Galatians Plan social activity for each quarter	SD1 CL2
3	Gifts of the Spirit - Galatians Personal Growth - topic one	SD1 PG
4	Personal Growth - topic one Organise campout. Discuss food and equipment	PG OL1
5	CAMPOUT - two night pack camp	OL1
6	Audio/Visual "Old Testament Sanctuary Service" Discuss and take notes Commence history of local church	SD2 HP2
7	BI-MONTHLY - introduce and work on nature/recreation honour towards master	 OL4
8	Discussion on Sancturary service Honour work	SD2 OL4
9	CAMPOUT - cook 3 course meal on open fire	OL2
10	Stewardship of time, health and possessions Honour work	SD3 OL4
11	Stewardship of time, health and possessions Discuss and organise "health and fitness" activity Sit a Memory Gem Examination	SD3 HF2 SD4
12	BI-MONTHLY - Health and fitness activity	HF2
13	SDA Church in Australia and New Zealand Personal Growth - topic 2	HP1 PG
14	SDA Church in Australia and New Zealand Personal Growth - topic 2	HP1 PG
15	CAMPOUT - complete object such as tower, bridge, using lashings and ropework Witnessing to teenagers - discussion	 OL3 CO2

PROGRAM/WEEK
NUMBER

MODEL A

REQUIREMENTS
COVERED

16	Complete study on history of local church First aid	HP1 OL5
17	Flow chart on denominational organisation - especially Australasian Division First aid - test	CL1 OL5
18	BI-MONTHLY - community outreach - visiting shut-ins - helping needy pensioner	CO1
19	Personal reasons for temperate, healthful life - project and discussion and pledge	HF1
20	Complete all work	

<u>PROGRAM/WEEK NUMBER</u>	<u>MODEL B - SEGMENT 1</u>	<u>REQUIREMENTS COVERED</u>
1	Memorise and explain Legion of Honour Introduce teen book club & "The Angel Said Australia"	G2 G4
2	Discuss - Gifts of the Spirit	SD1
3	Discuss - witnessing to other teenagers	CO2
4	Commence study on history of local church Discuss denominational organisation - prepare flow chart	HP2 CL1
5	Complete study on history of local church Discuss choice of personal growth topics	HP2 PG
6	CAMPOUT	
7	Discussion - personal growth - topic 1	PG
8	Audio/visual on O.T. Sanctuary Service - discuss	SD2
9	Review O.T. Sanctuary Service and discuss Prepare presentation topic for health and fitness	SD2 HF1
10	Presentation reasons for temperate and healthful lifestyle Article, poem, or read "Temperance", etc	HF1 HF2ad
11	Review on Gifts of the Spirit Sit a Memory Gem Examination	SD1 SD4
12	CAMPOUT	
13	Discuss second Personal Growth topic Review Legion of Honour	PG G2
14	Continue discussion on personal growth	PG
15	Trace development of SDA church in Aust. and New Zealand Check on reading of "The Angel Said Australia"	HP1 G4
16	Complete discussion of SDA church in Aust/New Zealand	HP1
17	Discussion on Stewardship of time	SD3
18	CAMPOUT	
19	Discussion on Stewardship of health and possessions	SD3
20	Check all work completed	

PROGRAM/WEEK
NUMBER

MODEL B - SEGMENT 2

REQUIREMENT
COVERED

1	Pay dues Set plans for quarterly social activities	G3 CL2
2	Discuss community outreach program Promote nature/recreation honours	CO1 OL4
3	Plan for Fun Run - set physical training program Nature/recreation honour	HF2c OL4
4	BI-MONTHLY - complete community outreach project	CO1
5	Discuss and make plans for two-night pack camp Nature/recreation honour	OL1 OL4
6	CAMPOUT - complete two-night pack camp nature/recreation honour	OL1 OL4
7	Plan social activity for quarter Complete honour	CL2 OL4
8	Review/teach lashings Review knots used for lashing Review and discuss physical training program	OL3 OL3 HF2c
9	BI-MONTHLY - Fun Run	HF2c
10	First aid Plan social activity for quarter	OL5 CL2
11	Plan for cooking 3 course meal on open fire Discuss plans for temperance program for society/community	OL2 HF2b
12	CAMPOUT - cook 3 course meal on open fire Review first aid requirements	OL2 OL5
13	First aid test Plan social activity for quarter	OL5 CL2
14	Review/teach lashings Practice temperance program for society/community	OL3 HF2b
15	BI-MONTHLY - presentation of temperance program	HF2b
16	Plan social activity for quarter	CL2
17	Review all lashings and knots used for lashings	OL3
18	CAMPOUT - complete object of lashing	OL3
19	Review all work	
20	Check all work	

REQUIREMENTS

PAGE

GENERAL

1. Be a teenager 15 years of age, and/or in Year 10 or its equivalent. 262
2. Know and understand the Adventist Youth Legion of Honour. 262
3. Be an active member of Pathfinders. 263
4. Select and read one book of your choice from the Teen Book Club list, plus the book entitled "The Angel Said Australia." 263

SPIRITUAL DISCOVERY

1. Discuss how the Christian can possess the gifts of the Spirit as described by Paul in his letter to the Galatians. 264
2. View the audio/visual on the Old Testament Sanctuary Service and discuss how it points to the cross and the personal ministry of Jesus. 268
3. Through creative study and discussion become familiar with the Bible's emphasis on the stewardship of time, health and possessions. 280
4. Have a current Memory Gem Certificate. 287

COMMUNITY OUTREACH

1. As a group (or individually) help organise and participate in one of the following: 288
 - A. Make a friendship visit with a shut-in person.
 - B. Adopt a person or family in need and assist them.
 - C. Any other outreach of your choice approved by your leader.
2. Participate in a discussion on witnessing to other teenagers. 289

CHURCH LIFE

1. Following discussion, prepare a flow chart on denominational organisation, with special details of the Australasian Division. 298
2. With your group make plans for a social activity at least once a quarter. 302

HISTORICAL PERSPECTIVE

1. Trace the development of the Seventh-day Adventist Church in Australia and New Zealand. 303
2. Complete a study on the history of your local church. 305

PERSONAL GROWTH

In group discussion and by personal enquiry, examine your attitudes to two of the following topics:

- | | |
|--------------------------------|-----|
| A. Choosing Your Career. | 307 |
| B. Moral Behaviour. | 311 |
| C. Sex and Dating. | 319 |
| D. Choosing Your Life Partner. | 325 |

HEALTH AND FITNESS

- | | |
|---|-----|
| 1. Present to your group, with supporting material from Alert, Good Health, or other resource magazines, your personal reasons why a temperate, healthful life is best for you. Write out and sign a personal pledge of commitment to a temperate, healthful lifestyle. | 331 |
| 2. Complete <u>two</u> of the following activities: | 332 |
| A. Write a poem or article for possible submission to the Alert or Good Health magazine. | |
| B. As a group, prepare or participate in a program on healthful living and present it to your society, church or a public group. | |
| C. Individually or as a group, organise and participate in a "Fun Run" or similar activity. Discuss and record your physical training program in preparation for this event. | |
| D. Read pages 102-125 in the book "Temperance" by E.G. White, and pass the true/false quiz. | |

OUTDOOR LIVING

- | | |
|--|-----|
| 1. Participate in a two-night pack camp. Discuss the equipment to be taken. | 336 |
| 2. Plan and cook in a satisfactory manner a three-course meal on an open fire. | 338 |
| 3. Complete an object of lashings or ropework, such as a tower, bridge, etc. | 339 |
| 4. Complete one honour not previously earned, which can count towards the Nature or Recreation Master Award. | 347 |
| 5. Pass a test in Guide first aid. | 347 |

ADVANCED

It is recommended that for those who wish to do advanced work in the Guide Class, they do the following requirements which will fulfil half the requirements for the A.V. Silver Award Plan. If they do the Advanced requirements for the Voyager Class, this will entitle the teen to the A.V. Silver Award Medal.

- | | |
|-------------------------|-----|
| A. Physical Fitness | 349 |
| B. Skills | 351 |
| C. Cultural Improvement | 354 |
| | 354 |

GENERAL

One session has been allocated to complete this section.

Requirement 1

BE A TEENAGER 15 YEARS OF AGE, AND/OR
IN YEAR 10 OR ITS EQUIVALENT.

EXPLANATION

State equivalents are:

Queensland	Year 11	Northern Territory	Form 4
Australian Capital Territory	Year 10	West Australia	Form 4
New South Wales	Year 10	Tasmania	Form 4
Victoria	Form 4	New Zealand	Form V
South Australia	Form 4		

Requirement 2

KNOW AND UNDERSTAND THE ADVENTIST
YOUTH LEGION OF HONOUR.

TIME ALLOCATED

One session.

OBJECTIVE

To help the Guide discern the significance of thoughts and their influence upon actions and to create a desire to honour Christ.

TEACHING METHOD

1. Discuss each segment of the Legion of Honour with emphasis on each point of declaration.
2. Read Proverbs 4:23 and Messages to Young People, page 282, and discuss how they relate to the Legion of Honour.

RESOURCE

Legion of Honour wall posters and Covenant Cards are available from your local Conference Youth Department.

AY LEGION OF HONOUR

My Covenant: I volunteer to join the AY LEGION OF HONOUR, and by the grace and power of God I will:

HONOUR CHRIST in that which I choose to BEHOLD.
HONOUR CHRIST in that to which I choose to LISTEN.
HONOUR CHRIST in the choice of places to which I GO.
HONOUR CHRIST in the choice of ASSOCIATES.
HONOUR CHRIST in that which I choose to SPEAK.
HONOUR CHRIST in the care I give my BODY TEMPLE.

METHOD OF TESTING

Memorisation and explanation of the Legion of Honour will qualify a Guide for this requirement.

Requirement 3

BE AN ACTIVE MEMBER OF PATHFINDERS.

EXPLANATION

To be an active member the teen should:

- a. Be a financial member of Pathfinders.
- b. Participate in at least 75% of all activities.

The teen should support Pathfinders with his influence and accept his share of leadership and responsibility as opportunity is given to him.

Requirement 4

SELECT AND READ ONE BOOK OF YOUR CHOICE FROM THE TEEN BOOK CLUB LIST, PLUS THE BOOK ENTITLED "THE ANGEL SAID AUSTRALIA".

OBJECTIVE

To introduce the Guides to new fields of interest, to strengthen their spiritual development, and to help them experience the enjoyment and pleasure of reading good books.

EXPLANATION

1. The book club lists are announced annually. The Guide may select and read one book, which may be chosen from the current listing or from the previous four years, providing the book has not been read before.
2. "The Angel Said Australia" by S.R. Goldstone is available from your Adventist Book Centre. This is required reading by all Guides, and will be referred to in the "Historical Perspective" segment of the Guide class.

METHOD OF TESTING

A verbal report of the two books read will fulfil this requirement.

SPIRITUAL DISCOVERY

The aim of this section is to nurture the spiritual growth, personal response and discipleship in the lives of the Guides.

Six sessions have been allocated to complete this section.

Requirement. 1

DISCUSS HOW THE CHRISTIAN CAN POSSESS THE GIFTS OR FRUIT OF THE SPIRIT AS DESCRIBED BY PAUL IN HIS LETTER TO THE GALATIANS.

TIME ALLOCATED

Two sessions.

OBJECTIVE

To identify the gifts of the Spirit and to recognise that individual gifts have been given to each Guide and to inspire the development and use of the gifts to God's glory.

TEACHING METHOD

1. Read the allegory of The King's Garden and discuss with the class the meaning of all the symbolism used. Take time to identify and discuss the following items in particular: Will's name, the gate, the mirror, the axe, the lantern, the Prince's promise.

THE KING'S GARDEN

There was once a very wise and noble king, who sorted out from his property a beautiful site for a house, a garden and an orchard. He built the house with his own hands and then put a fence around it and locked the gate with a large padlock.

After looking everywhere in his kingdom for someone to live in this special house he finally settled on a young man called William. However, we will call him "Will" for short. When they arrived together at the house the King said to Will, "Here it is, it's yours to keep. All you have to do is keep it clean and plant the orchard. But make sure you keep the gate locked! Don't let anyone in unless they are members of my family. If you need anything that telephone is a direct line to my castle. Call me for anything you want and I'll send it right down without delay".....with that the king was gone.

Will, feeling rather excited about it all, looked over the house and checked out all the rooms; even the kitchen cupboards were full of food. It was late afternoon by the time Will had looked over all the property and already he was deciding on how he would plant the orchard. He was down by the back fence when he heard a muffled voice....

"Don't do it..... Don't do it....."

Will scanned the fence line to see where the voice came from, and seeing no one, called out aloud "Don't do what?"

"Don't do all that work!" came the reply. And then Will saw a tall dark stranger standing outside the fence just near the gate. Will moved over a little closer and asked the stranger what he meant. "Don't do all that work, that king is nothing more than a tyrant, he'll make you work, work, work and then when the orchard is ready he'll come down and take all the fruit. The only thing you'll get out of it is a sore back!"

"Oh", said Will, "I didn't think he was like that".

"Oh yes he is", said the stranger. "I've known him for a real long time, but if you let me in - I'll do the work. You can lie down on that bed there on the verandah, you can watch me! In no time I'll have the orchard up - you don't have to do a thing, but you can help me gather the fruit and you can eat as much as you like."

Well, Will was a little soft and he opened the gate to the stranger. And apparently the stranger had spoken the truth - he was a real worker, not a shirker! He knew how to dig, he knew how to raise trees and soon the orchard was there and the fruit was ready to pick. "Come on Will, let's sample the fruit." The fruit looked so inviting as it glistened on the tree and Will could hardly wait to sink his teeth into all the different varieties.

The very first one he tried was absolutely delicious, and the next even better - sort of like a combination mango, pineapple and passionfruit. After he had eaten as much as he could, Will lay down on the verandah, the fruit felt like it had gone sour in his stomach. He was sick - really sick - so sick that he thought he would never eat again! But strangely enough an hour or so later Will was hungry again and went back to the orchard for some more fruit. It was just as delicious as the first time, and he couldn't understand why it had made him so sick before. However, it was only minutes after his last mouthful when that same sick feeling came back with a vengeance! Poor old Will, he spent the rest of the day picking, eating and being sick; picking, eating and being sick. And that's the way it went the next day and the next week and the next month. Will hated it but he couldn't resist it.

One day he said to the stranger "You'd better tell me the name of this fruit". But the stranger wouldn't tell. It was only after weeks of nagging that the stranger finally led Will down to the orchard and said, "Here... this one is called Impurity, this one is called Lying, this one is Disrespect, this one is Stealing, this one is Hate - Envy, Wrong Thoughts, Cheating", and so the list went on.

Will couldn't believe it and rushed inside past the mirror where he saw for the first time that his face was changing - he was beginning to look like the stranger where as before he used to look a little bit like the king. Will was so angry that he ran out to the woodshed and grabbed his

trusty axe. He was going to chop down every last one of those trees even if it killed him. As he picked up the axe all rusty with age, he noticed these words written on the handle....."GOOD RESOLUTIONS".

With great determination, Will ran out into the orchard and hacked into every tree until the complete orchard was gone. His hands were blistered and bleeding, his back was sore, but he sure felt good knowing all those trees were gone - all except the roots - they were still there!

When Will woke up the next morning and looked out the window, he couldn't believe his eyes. The trees were there just as big as ever before - and so were his blisters! And what's more, Will was hungry and he couldn't resist the fruit. Will was heart-broken - he was so sick and so tired. How he hated the stranger.

One night Will noticed the warm glow of a lantern just outside the gate. He knew it wasn't the stranger because he was inside. From the distance he was standing, he could tell that it wasn't the king but it sure looked like the king, perhaps it was the king's son. As Will moved closer to the gate he could see that something dreadful had happened to the Prince, for the hand that held the lantern had a terrible scar. And as he examined the scars on his head and face, the prince spoke and said "Behold, I stand at the door and knock, if any man hear my voice and open the door, I will come in and live with him."

Hardly before the prince had finished, the stranger came running down the path shouting "Don't let him in! He will destroy all my work! Don't let him in!" Well, that's all Will needed to hear. Without hesitating, Will stepped forward and opened the gate, and as soon as the prince came in, the stranger went out.

The prince wasn't about to waste any time, and quickly led Will down to the orchard and together they went around every tree. Where ever the prince held his lantern the trees just shrivelled up, and the fruit dropped off, and even though the roots were still there the trees never grew back just so long as the prince was there.

The prince explained to Will "It cannot be as it was with the stranger. This time we must work together". It took longer for this orchard to get planted but the trees were fantastic. And as they planted each one, the prince would say to Will, "This one is Love, this one over here is Truth, this one Joy, and Peace, Gentleness, Faith, Self Control, Purity....and so the orchard grew.

Will would want you to know that the fruit was delicious and what's more it didn't make him sick...not one bit! And his face began to change once more to resemble the face of the king.

However, Will had one dreadful fear, that caused a terrible ache in his heart. It worried him so much that he just had to ask the prince. "What would happen to me if you ever went away?" The Prince just smiled and said "Will, I will never leave you or forsake you".....and the Prince was true to his word.

2. Discuss briefly the meaning of Spiritual Growth.

SPIRITUAL GROWTH

Every living thing, whether plant or animal, goes through stages of growing. Nothing is mature at birth. Growth takes time, nourishment, and sometimes much help and care, as with an infant human being, for instance.

Spiritual growth takes place too (1 Peter 2:2, 2 Peter 3:18, Ephesians 4:15). Perhaps we could liken the Christian to a tree which has its roots in good, fertile soil. At every moment the tree is sending out roots to collect its food from the earth. In much the same way the Christian is planted in Christ. He is rooted and grounded in Christ (Ephesians 3:17, Colossians 2:7, Romans 6:5). He fully believes that Christ is his Saviour and that He died for him. He has repented of sin and sought for forgiveness. He believes that he has been forgiven and "transplanted" into new ground and now belongs to Christ.

As he reads God's Word, thinks upon it and prays for God's help and blessings, he not only understands the promises and teachings of God, but applies them to his daily living. He keeps on doing this and as he does, he grows more and more like Christ in character.

He may make many mistakes, and sometimes may commit sin, but if he does, he remembers that Christ loves him still and will forgive his sin if he turns to Christ with repentance and confession (1 John 2:1, 1:9).

No one can grow as a Christian who is planted in the wrong soil. He cannot have his roots in sinful things or be trying to stand in his own strength and succeed as a Christian. He can obtain nourishment only by personal faith in a real and living Saviour and can only stand against the storms of life as his roots are planted firmly in Christ. Faith is like the roots of the tree that hold it securely in the soil, as well as gather food.

God gives the Christian whatever he needs, like forgiveness (1 John 1:9), a new heart (new desires Ezekiel 18:31), a new birth (John 3:3,5), help in time of need, (Hebrews 4:16), power to resist temptation (1 Corinthians 10:13), and the Word of God to live by and feed upon (Matthew 4:4). By accepting all these gifts we grow up into Him.

3. Define the difference between the gifts of the Spirit and the fruit of the Spirit. Discuss.

THE GIFTS AND THE FRUIT OF THE SPIRIT

All this help really comes to the Christian by the Holy Spirit who has a way of teaching and strengthening those who choose to live for Christ.

The Holy Spirit also gives other special abilities called "gifts" to various members of the church to help the whole church grow and to produce fruits.

These gifts are mentioned in 1 Corinthians 12 and in Ephesians 4. They help the church not only to grow, but to work for others. They help individual church members to produce what the Bible calls "fruit" in their lives, just like a tree which is planted in good soil will produce good fruit.

Jesus once told His disciples that He was the vine and they were the branches (John 15:5). He said that those who lived by faith in Him would produce much fruit. What is this fruit? How can we know that we are bringing forth good fruit? Listen to the list of fruit that a true, happy Christian life will bare as listed for us in Galatians 5:22,23. Love, joy, peace, long-suffering (patience and tolerance), gentleness, goodness, faith, meekness (teachableness), and temperance.

This kind of fruit can all grow in the life of a Christian who by true faith, surrenders his life in willing, loving, obedience to Christ.

METHOD OF TESTING

Participation in the discussion sessions.

Requirement 2

VIEW THE AUDIO VISUAL ON THE OLD TESTAMENT SANCTUARY SERVICE, AND DISCUSS HOW IT POINTS TO THE CROSS AND THE PERSONAL MINISTRY OF JESUS.

TIME ALLOCATED

Two sessions.

OBJECTIVE

To help the Guides to understand the relevance of the Old Testament Sanctuary Service to salvation through Jesus and His present ministry.

TEACHING METHODS

1. View the audio visual presentation and go through the vocabulary sheet.

SCRIPT - WHAT IS JESUS DOING NOW

<u>NUMBER OF SLIDE</u>	<u>DESCRIPTION OF SLIDE</u>	<u>SCRIPT</u>
1.	Title	What is Jesus Doing Now?
2.	Sinai Desert	After leaving Egypt, Moses and the Israelites crossed the Red Sea and entered the wilderness of Sinai.

<u>NO. OF SLIDE</u>	<u>DESCRIPTION OF SLIDE</u>	<u>SCRIPT</u>
3.	St. Catherine	One of the first places where they set up camp was at the base of Mt. Sinai. Today St. Catherine's Monastery is at the foot of the mountain.
4.	Walls	The main gate guards the fortress-like monastery which has remained unchanged for 14 centuries.
5.	Building	The monks are of the Eastern Orthodox Church. All of them come from Greece.
6.	Chapel	Visitors are welcome to stay overnight and share their simple hospitality if they wish.
7.	Skulls	The monks have an unusual method of burying their fellow monks. When one of them dies he is buried in a little cemetery in the garden. Later his bones are dug up and placed inside this charnel house.
8.	Codex Sinaiticus	The monastic library houses some ancient copies of the Bible. This is the most famous - the Codex Sinaiticus. "Codex" means book and "Sinaiticus" is the Latin word meaning that it was found at Mt. Sinai.
9.	Codex Sinaiticus (close up)	Handwritten in Greek in the fourth century AD it contains all the New Testament but only half of the Old Testament remains.
10.	Church	In the monastery is this ancient church, built in the year 540 AD on the traditional site of Moses' burning bush.
11.	Church interior	The interior is decorated with mosaics, chandeliers, censers and holy pictures, many painted between the 6th and 10th centuries.
12.	Statue	One such picture shows Moses on top of Mt. Sinai. On one side of him is the burning bush, while God's hand reached down from heaven with the Ten Commandments.
13.	Wilderness	Moses spent forty days on the summit of Mt. Sinai and it was from here that God spoke the Ten Commandments to the people gathered below.

<u>NO. OF SLIDE</u>	<u>DESCRIPTION OF SLIDE</u>	<u>SCRIPT</u>
14.	Sanctuary	At the same time, Moses was told to build a sanctuary for worship and was instructed in the sacrifices and ceremonies that were to be its services.
15.	Plains	The Israelites camped on the plain below Mt. Sinai. The people brought their gifts and under Moses' direction the sanctuary began to take shape.
16.	Lamb sacrifice	From the time of Adam and Eve, God had said that the penalty for sin was death. Every time a lamb was killed and offered as a sacrifice it showed the fearful result of sin.
17.	Christ on Cross	But the sacrifice was also dramatised prophecy, pointing to Jesus, the real Lamb of God, who was to die in their place. People before Christ's death, are saved in the same way as us, that is, by faith in Jesus.
18.	Heavenly and Earthly Sanctuary	Now, under Moses' direction, following God's instruction, the Israelites built a little model of the great original sanctuary in heaven. The simple sacrifice of a lamb was now expanded into the ritual of the sanctuary and its services, all of which were to teach the people about the plan of salvation through Christ.
19.	Priest	Leading out in the services were the priests from the Tribe of Levi. On his chest the High Priest carried a breastplate of 12 precious stones, each engraved with the name of one of the twelve tribes of Israel.
20.	Shiloh	During the days of the judges and Samuel, the sanctuary had its home at Shiloh, until King David decided to build a temple.
21.	Jerusalem	The Temple at Jerusalem was built by Solomon on the very summit of Mt. Moriah where Abraham was to have offered Isaac.
22.	Mosque	Now a mosque, the Dome of the Rock, stands on the site, and is the second holiest place on earth for Moslems.
23.	Part of Mosque	The Temple originally stood on this flat platform and the altar of burnt offering was approximately in the centre of this picture.

<u>NO. OF SLIDE</u>	<u>DESCRIPTION OF SLIDE</u>	<u>SCRIPT</u>
24.	Wailing Wall	Jews still come today and pray at the western wall which is all that is left of the foundations of the platform on which the Temple once stood.
25.	Sanctuary	However, when the sanctuary was first built, it was only a tent which was moved frequently. Around the tent was the courtyard formed by a curtain of white linen. Within the courtyard worshippers and priests mingled around the two items of furniture - a large brass dish of water called a laver, and the alter for the burnt offering.
26.	Sanctuary Interior	The sanctuary was divided into two rooms - the Holy Place and the Most Holy Place. Three items of furniture were within the gold covered walls of the Holy Place, but only one item in the inner room - the Most Holy Place.
27.	Candlesticks	On the left side as the priest entered the Holy Place was the candlestick, made of one piece of gold. The seven lamps were to be kept burning continually.
28.	Shewbread	On the right side was a low table on which twelve flat loaves of bread were placed, each week.
29.	Altar of Incense	At the far end, against the curtain, was the Altar of Incense, standing about a metre high.
30.	Slaying of Lamb	Individual sacrifices were killed by the sinner himself, but the priest offered general sacrifices in the morning and in the evening for all the people. Every detail of the services pointed forward to Christ.
31.	Priest and Candlestick	The priest would take some of the lamb's blood in a basin and enter the Holy Place, past the candlestick representing Jesus the Light of the World, and the sacred bread, representing Jesus who said, "I am the Bread of Life."
32.	Priest at Altar	The priest went to the Altar of Incense and dipping his finger in the blood, smeared a few drops on the corner of the Altar.
33.	Priest kneeling	Then dropping sweet smelling incense on the hot coals he would kneel in prayer on the sinner's

<u>NO. OF SLIDE</u>	<u>DESCRIPTION OF SLIDE</u>	<u>SCRIPT</u>
		<p>behalf. The offering was accepted, the sinner forgiven. Since the sanctuary represents God's salvation, this shows that God Himself becomes responsible for confessed and forgiven sins. We place them on Jesus.</p>
34.	Text: 1 John 1:7	<p>This is why the Bible says that "the blood of Jesus Christ, His Son, cleanseth us from all sin." We must take the same step to confess our sins.</p>
35.	Text: 1 John 1:9	<p>"If we confess our sins, He is faithful and just to forgive us our sins, and to cleanse us from all unrighteousness."</p>
36.	Hebrews 9:11,12	<p>In the original sanctuary in heaven, Christ is not only our substitute victim, but also our High Priest: "But Christ, being come an high priest of good things to come, by a greater and more perfect tabernacle not made with hands, that is to say, not of this building, neither by the blood of goats and calves, but by his own blood He entered in once into the Holy Place, having obtained eternal redemption for us."</p>
37.	Hebrews 9:24	<p>"For Christ is not entered into the holy places made with hands, which are the figures (or symbols) of the true, but into heaven itself, now to appear in the presence of God for us." We can come directly to God through Jesus because He is our priest.</p>
38.	Sanctuary tent and Courtyard	<p>The cleansing of the sanctuary took place once a year on the Day of Atonement. The word "atonement" literally means "at-one-ment" and it was designed to do just that. The people were to be reconciled back to God in oneness again. Before this solem day, all the people would make sure every sin had been forgiven.</p>
39.	Lord's goat	<p>On the Day of Atonement all the forgiven sins for the whole year were symbolically placed on the head of the Lord's goat, representing Jesus who bears the guilt for our sins.</p>
40.	Mercy Seat	<p>This goat was killed and its blood was taken into the sanctuary but this time the High Priest went in behind the curtain, into the Most Holy Place. This was the only day he ever saw the one item of</p>

<u>NO. OF SLIDE</u>	<u>DESCRIPTION OF SLIDE</u>
-------------------------	---------------------------------

SCRIPT

		furniture in this room - the Ark of the Covenant.
41.	Tree in Desert	This was a wooden box covered over with gold. The wood for the Ark was obtained from an acacia tree like this one growing on the edge of the Sinai desert.
42.	Law from Mercy Seat	Inside the Ark was placed the Ten Commandments, while the scroll containing all the instructions about the ceremonial sacrifices was placed in the side of the Ark.
43.	Priest before Altar	On top of the Ark was a lid made out of solid gold and called the Mercy Seat. On the Day of Atonement the High Priest sprinkled a few drops of the blood from the Lord's goat onto this Mercy Seat. This act symbolically cleansed the sanctuary of all the recorded sins there.
44.	Christ on Cross	But what has all this to do with me? The sanctuary represents Jesus and the services were to teach the Israelites the message of salvation. By offering sacrifices they were showing faith in Jesus as both our Lamb and our High Priest.
45.	Jewish year	There were two parts to the earthly sanctuary - the service in the Holy Place and the special service in the Most Holy Place. These two services took place during one Jewish year.
46.	Christian era	The two phases of ministry on earth give us a key to the two phases of Christ's ministry in heaven during the whole Christian era. His first work as a priest in the Holy Place began in 31 AD when he went back to heaven. His second work is at the end of the Christian age which is the heavenly day of atonement, or cleansing of the sanctuary. This will end with the Close of Probation just before Jesus comes again. Somewhere between 31 AD and the Close of Probation is the date when Christ entered the Most Holy Place of the heavenly sanctuary.
47.	Daniel 8:14	The Bible predicted this date in Daniel 8:14. "Until two thousand three hundred days then shall the sanctuary be cleansed."

<u>NO. OF SLIDE</u>	<u>DESCRIPTION OF SLIDE</u>	<u>SCRIPT</u>
48.	Ezekiel 4:6	Since we are told in Ezekiel that a prophetic day represents a year, this means that the 2,300 days are really 2,300 years. But when did this time period begin?
49.	457 BC Chart	The angel explained that a decree would be made for the captive Jews to rebuild their city. The decree to rebuild Jerusalem was actually given in 457 BC by King Artaxerxes of Persia.
50.	Completed chart	Now we have a starting date. 2,300 years from this date brings us to the year 1844 to the beginning of the cleansing of the sanctuary.
51.	Veil torn	But which sanctuary is to be cleansed? Not the earthly sanctuary, desecrated by God Himself when the veil of the temple was torn in two. The earthly sanctuary was destroyed in 70 AD by the Roman armies and no longer even existed in 1844.
52.	Judgement scene in Heaven	The sanctuary being cleansed from 1844 on, is in Heaven. Christ began a special work in the Most Holy Place of heaven, representing us as our priest and applying His blood to cleanse us from sin, as we ask for forgiveness. It is the heavenly day of atonement when Christ reconciles us rebels back to God, making us one with Him.
53.	High Priest	Christ is applying His own righteous perfection for us so that we stand before God as if we had never sinned.
54.	Record Books	Jesus bears our sins. Therefore He is on trial for us as our representative. Satan accuses Jesus and His people of sin before the whole universe. For this reason there is a heavenly investigation into the whole sin problem. The purpose of this court is to vindicate Christ and His people. This is the judgement in heaven.
55.	Daniel 7:9	A prophecy in Daniel 7 describes the scene: "I beheld till the thrones were cast down (that means, set in place) and the Ancient of Days (God) did sit, whose garment was white as snow and the hair of his head like the pure wool; His throne was like a fiery flame and His wheels as burning fire."

<u>NO. OF SLIDE</u>	<u>DESCRIPTION OF SLIDE</u>	<u>SCRIPT</u>
56.	Daniel 7:10	"A fiery stream issued and came forth from before Him, thousands upon thousands ministered unto Him and ten thousand times ten thousand stood before Him. The judgement was set and the books were opened."
57.	Christ, substitute for man	In this investigative judgement, God opens His Book of Remembrance and God's people whose names are written in the Book of Life, are examined, and if they have applied Jesus to their lives, they are declared "Not Guilty". By so doing, the record of six thousand years of sin is blotted out. But if unconfessed sins remain on the books they stand to condemn us.
58.	Revelation 14:7	The last message of warning in the book of Revelation says "Fear God and give glory to Him for the hour of His judgement is come, and worship Him that made heaven and earth and the fountains of water." Since 1844 God and His people have been on trial.
59.	Ecclesiastes 12:13,14	What is our duty in this time? "Let us hear the conclusion of the whole matter - fear God and keep His commandments, for this is the whole duty of man. For God shall bring every work into judgement, with every secret thing, whether it be good or whether it be evil."
60.	Christ and sinner before Law	In the judgement we have a Lawyer who pleads our case. He does this as our representative. If we confess our sins to Jesus, He makes Himself responsible for those sins. He died to pay the penalty. He lives now to cleanse us and Heaven, from sin. What a wonderful God who loves us so much that He would do all that just for us.
61.	Earth cleansed by Fire	The climax of the judgement is the cleansing of God's people, the angels, the universe itself, of every memory of sin. Fire will cleanse this earth of sin and Satan, his people and angels will be destroyed.
62.	John 14:15	How should we live? We who soon will see Jesus face to face. Jesus put it so simply: "If you love me, keep my commandments."
63.	Second Coming	Soon human destiny will be decided for ever and then Jesus will come to take His people home.

VOCABULARY SHEET

ATONEMENT: If you've ever had a disagreement with someone you care for, you probably would have felt pretty terrible afterwards. A reconciliation is called for. And don't we feel better when all is well?

In the Old Testament God wanted to show His people that He was always willing for reconciliation, no matter how big the falling out might have been. By sacrificing either a lamb or dove, the sinner was showing that he was sorry.

On one day a year the High Priest of the Jews would go into the sanctuary and offer up a sacrifice for all God's people. The reconciliation between God and man was there for all to see.

This day was called the Day of Atonement, or reconciliation - where man was at one with God.

SANCTUARY: Have you ever felt that you needed to be by yourself - to be away from the pressures - to be able to go where you are you, and it's O.K. to be you? Maybe at these times you go to your room and talk things over with God.

But have you ever wondered where people went and who they spoke to before Jesus died for them? They didn't know when He would come.

God not only wanted to tell them that Jesus was coming, He wanted to show them too, so He asked them to build a place where He could live with them and tell them about Jesus. This place was called a sanctuary, which means a holy place.

Inside the sanctuary there were certain sacrifices that the people had to make which represented Jesus dying on the cross. But when Christ died for our sins these sacrifices were no longer necessary and the sanctuary was done away with.

Sometimes you may hear of our churches being called a sanctuary. This is because they too, are a holy place where people come to worship and talk things over with God.

If you want to find out more about the sanctuary, read about in in Exodus 40.

RIGHTEOUSNESS: When Adam sinned against God he was no longer perfect. He was not right with God.

In Genesis 15:6 Moses tells us about a discussion between God and Abram. Abram believed and trusted in God and as a result God acknowledged that Abram was right with Him. Abram was righteous.

To be right and just with God is called righteousness. There is only one requirement for it, and that is faith.

When Christ returns to earth He will be calling the righteous to return to Heaven with Him. Only those who believe and trust in Him will be going.

Righteousness does not come as a result of continued effort of doing what you think God would like you to do. It comes as a love response to His love and sacrifice for you.

VINDICATE: Simon and Matthew were fairly good friends. They went everywhere together and solved many problems together. There was one major difference between the two of them. Simon would never lie or cheat. Matthew felt it was O.K. if the situation demanded it.

A big assignment was due soon and Matthew kept putting it off. After all he had more important things to do. It was the night before the assignment was due and Matthew decided to pay Simon a visit. Needless to say, Simon's work appeared on two assignments next day. When confronted with the two papers, the teacher called them both in. Matthew's response was quick and sharp. "I told Simon he shouldn't have done it but well.....you know, I couldn't let a friend down."

If you had been Simon, I'm sure you would have been both hurt and shocked. Even more so you would have wanted to clear your name of all accusation. After all, your reputation is at stake.

This idea of being clear of accusation can be summed up in one word - vindication.

When Satan went about slandering God and falsely accusing Him, God's character was questioned. His reputation was now at stake. But God's character will eventually be vindicated. By revealing His love in the death of His Son on the cross, and Christ's second coming, God's name and character will be cleared of all accusation. This is where the plan of Salvation of Christ dying for us comes in.

COVENANT: A covenant is like a contract. Two people make an agreement. If you keep your end of the deal - then you reap the benefits or rewards of the deal. If you don't keep your end of the deal - no benefits.

It was this type of deal that God made with Abraham years ago. He kept His side of it. This deal was called a covenant. Read about it in Genesis 17:2.

2. Complete the following worksheets.

A. Match the following:

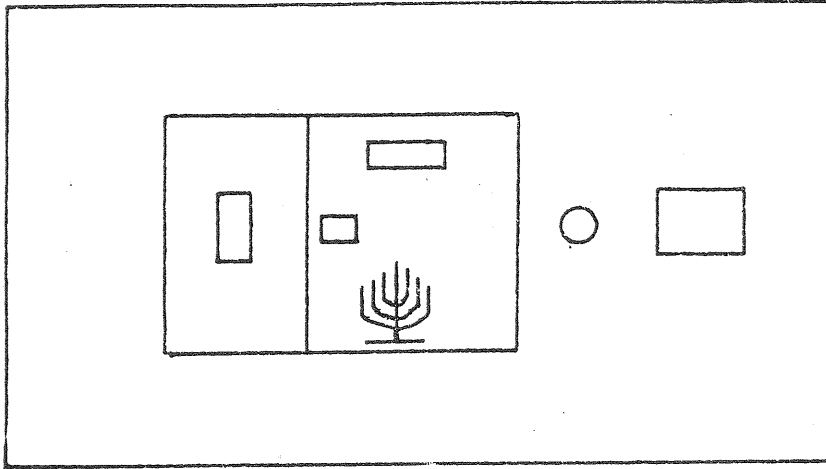
SYMBOL

Lamb
Wash Basin (laver)
Candlestick
Holy Bread
Altar of Incense
Priest
Mercy Seat

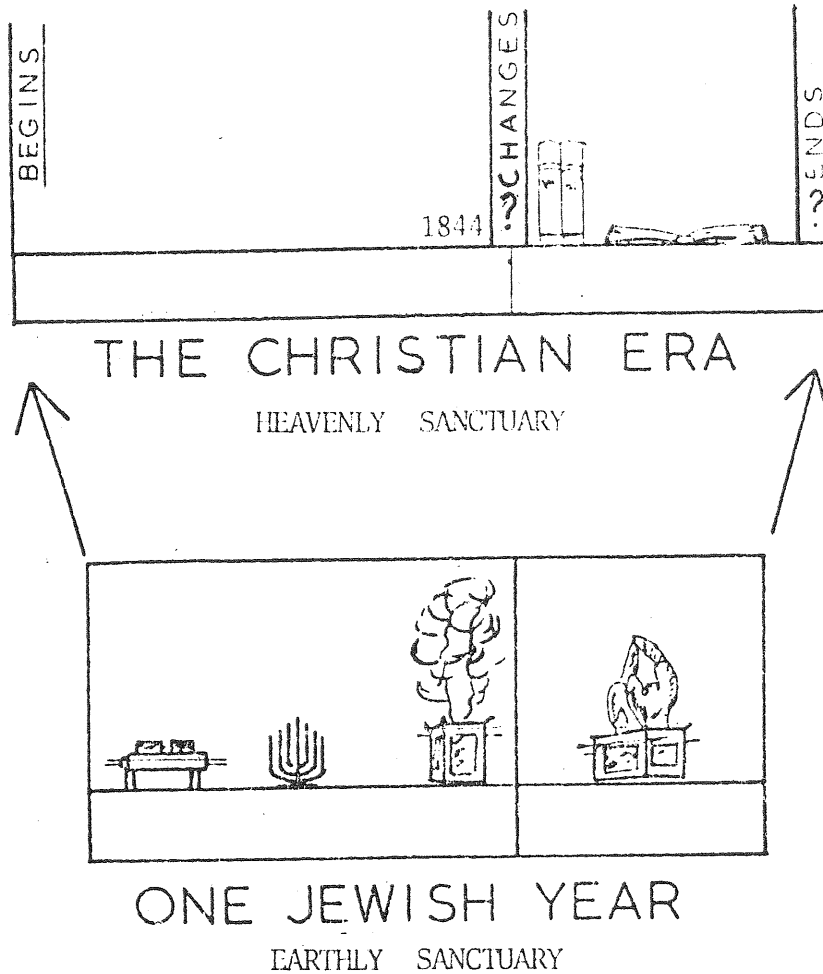
JESUS IS FOR US

The Water of Life
The Bread of Life (Bible)
Intercessor
Our Priest
The Covering for our Sins
The Sacrifice for our Sins
The Light of the World

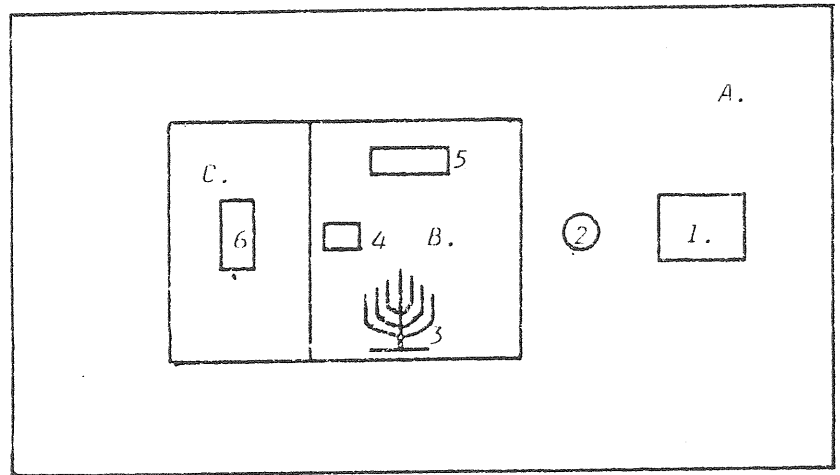
- B. Label the various parts and furnishings in the Sanctuary diagram below:



- C. Slides 45, 46 will help you complete the diagram below:




B. Answers



1. Altar of Burnt Offering
2. Lavar
3. Golden Candlesticks
4. Altar of Incense
5. Table of Shewbread
6. Ark of the Covenant

- A. Courtyard
- B. Holy Place
- C. Most Holy Place

C. Answers



3. Talk over the following discussion topics.
 - A. "Jesus is preparing Heaven for me and me for Heaven". Discuss what He is doing now. How will that affect each of us?
 - B. If Jesus walked into your room and said to you "Hey, I've made it right with God for you. You can come back with me if you want to." How do you think you would react?
 - C. What do you think God's purpose was in establishing in the sanctuary services, a day of Atonement?
 - D. Is the sanctuary just an outdated system that was designed for the barbarism of the Jews, or does it have some purpose, some application to us today?
 - E. Not everybody can be called righteous. Why not?
 - F. What was the main purpose of the sin sacrifice in the sanctuary? Was it just to keep the sheep population down? Explain.
 - G. What does it mean to vindicate? How is this word applicable to God? Why should He have to prove anything - afterall He is God?
 - H. God often made deals or covenants. He made one with Adam, one with Noah, and yet another with Abraham. What were these deals about and what did they involve? Were they fair or did God ask too much? Are these deals still applicable today? How?

RESOURCE

"The New Pictorial Aid" - Available from Adventist Book Centres.

METHOD OF TESTING

Viewing of audio visual and participation in discussion.

Requirement 3

THROUGH CREATIVE STUDY AND DISCUSSION
BECOME FAMILIAR WITH THE BIBLE'S
EMPHASIS ON THE STEWARDSHIP OF TIME,
HEALTH AND POSSESSIONS.

TIME ALLOCATED

Two sessions.

OBJECTIVE

To examine the Guide's attitude toward the joy, responsibility and benefit of stewardship in relation to time, health and possessions.

TEACHING METHODS

1.




Diagram of Life: Use the diagram given to represent a 24 hour day. Each segment represents 6 hours. Invite the Guide to write onto each segment what they normally do every day, and how long it takes to do it.

EXAMPLE: Eating, sleeping, school, watching TV, washing up, bathing, etc. Once they have honestly completed their daily program ask them to draw up a second diagram on how they think they should be spending each day.

Next, discuss the difference in what they actually do, and what they feel they should do and how they can change their habits.

2. Talk to the class about the different kinds of insurance coverage that people can get for their homes and cars, and then invite the Guide class to draw up their own Life Insurance Policy based on God's Word.

The following list of texts may be used to fulfil the various parts of their policy:

	Bible Reference
EXAMPLE: Length of time insured.....()
Value of the insured.....()
Specific items covered.....()
Premium.....()
Conditions.....()
Benefits.....()

I Peter 1:18,19	John 1:12	I Cor 3:16,17	Deut 5:32
II Thess 5:23	Gal 4:7	Psalm 103:2,3	I Cor 10:31
Heb 13:5	III John 2	Psalm 34:7	Lev 3:17, 11:3,9
Jude 24	John 10:10	Phil 4:19	Prov 23:29-35

DISCUSSION HELPS

BIBLE EMPHASIS ON THE STEWARDSHIP OF TIME

At creation it was God who gave Adam life, and life involves time.
Genesis 2:7. All time comes from God, and belongs to Him.

"Strength, time, intellect, are but lent treasures.
They belong to God." Education p. 57.

God controls time as far as man is concerned.

Discussion Genesis 2:17
1 Kings 3:14
2 Kings 20:1-6

In the Psalms God gives a special promise to those who love Him. Read
Psalm 91:16. Consider God's ultimate promise of long life in Romans 6:23.

As an evidence of our regard, and love for God and His gracious gift of
time, what claim does God make upon us in respect of the time He has given
us?

Discussion Genesis 2:1-3
Exodus 20:8-11
Exodus 31:13,17

When we acknowledge and observe the Sabbath, that portion of our time which
God claims as His, we give evidence that we recognise God's claim on our
lives, and our time. The Sabbath is a test of our loyalty to God in respect
of time.

What instruction did God give regarding the other six days of the week?

Discussion Genesis 2:15 - be involved in God's work
Exodus 35:2 - God intended that we work
Acts 1:8 - Be His witness
Matthew 5:14,16 - You are the light of the world

"The religion you profess makes it as much your duty
to employ your time wisely during the six working days,
as to attend church on Sabbath." Counsels on Stewardship,
p. 253.

God also greatly blesses those who give to God a portion of their time each
day in worship.

Discussion Psalm 5:3
Psalm 55:17
Daniel 6:10
Psalm 92:1,2

Show how time given in daily worship to God makes it easier for us to implement God's command to His people as found in Deuteronomy 6:1-7. Think carefully about Deuteronomy 4:39,40.

To acknowledge these claims of God on our time, demonstrates our love for Him, and our earnest desire to receive His ultimate Gift:

"The gift of God is eternal life through Jesus Christ our Lord." Romans 6:23.

BIBLE EMPHASIS ON HEALTH

God made man a total human being. Health is living to the fullest, mentally, physically, socially and spiritually.

Jesus said: "I am come that they might have life, and that they might have it more abundantly." John 10:10.

Disease is a breakdown of the physical, mental, social and spiritual faculties.

TRUE OR FALSE

- | | | | |
|----|--|---|---|
| 1. | Health is the absence of disease physically. | T | F |
| | <u>Discussion:</u> Psalm 67:2, Psalm 103:1-3
Ministry of Healing p. 241 | | |
| 2. | Disease usually comes as a result of breaking the laws of health. | T | F |
| | <u>Discussion:</u> Exodus 15:26
MH 127 | | |
| 3. | If we break the laws of health we are breaking the commandments of God. | T | F |
| | <u>Discussion:</u> Exodus 20:13
MH 128, 51, 310 | | |
| 4. | Sleep and rest are important necessities for health | T | F |
| 5. | God is interested in us having adequate, sound sleep. | T | F |
| | <u>Discussion:</u> Psalm 127:2, Psalm 4:8 | | |
| 6. | Lack of exercise is one of the major causes of disease today. | T | F |
| | <u>Discussion:</u> MH 238, 237 | | |

7. Work was given to Adam and Eve after they sinned. T F
Discussion: Genesis 2:15
8. One of the best exercises is walking. T F
Discussion: MH 238
 3T 78
 New Aerobics by Kenneth Cooper MD
9. Self control is foolish. We were made to do our own thing and have a good time. T F
Discussion: 2 Corinthians 3:16,17
 MH 176
10. Since alcohol, tobacco and other harmful drugs are habit-forming, it is best never to take the first taste. T F

THOUGHT DISCUSSIONS

1. Is this old proverb true: Cleanliness is next to godliness?
 Psalm 24:3,4
 Revelation 19:8
 (Disease breeds in dirt)
2. Since Paul said: "Eat that which is set before you." (1 Corinthians 10:27), does it matter what we eat?
 1 Corinthians 10:31 (eat to glory of God)
 1 Corinthians 3:16,17
 Isaiah 55:2
 (discuss original diet)
 Have you ever noticed that:
 EAT is over half of the word dEATh
 EAT is only half of the word hEAlTh
3. Since grief, sorrow and especially guilt is said to be the major factor in causing stress - and stress in turn causes disease - what can be done to reduce stress?
 a) Bible's best medicine - clear conscience and happy Christian life.
 Proverbs 17:22
 1 John 1:9

- b) Are the pleasures of "sin for a season" really worth it?

Hebrews 11:25

- c) It is God's desire to give us lasting joy and pleasure.

Psalm 16:11

MH 251

BIBLE EMPHASIS ON STEWARDSHIP OF POSSESSIONS

Every human being on earth has a stewardship responsibility to God. His responsibility does not depend upon whether a person is rich or poor. Nor does it make any difference whether a person is Muslim, Christian, Jew, or athiest. Man has a responsibility to God on the single basis that God gave him life.

True Christian stewardship involves the wise and unselfish use of life.

From his very beginning, God intended that mankind should have responsibility and be entrusted with possessions.

Discussion - Genesis 1:26. God gave Adam dominion. What does this suggest to you?

Compare with the parable of the talents. Matthew 25:14-18.

God intended that man should work and be industrious. Genesis 2:15, Exodus 20:9, Exodus 25:2.

God also intended that man should prosper in his work. Genesis 39:3 - Joseph, 2 Chronicles 26:5 - Uzziah.

Discussion - Consider the life of Job. Job 1:1-3.

Discussion - When God made Adam a steward of His creation, He did reserve a portion for Himself. Genesis 2:17. Why?

Consider Genesis 2:16,17; Genesis 3:1-8.

"This tree God reserved as a constant reminder of His ownership of all things. Thus He gave them opportunity to demonstrate their faith and trust in Him by their perfect obedience to His requirements." 6T 386.

God's desire today is that His people shall be prosperous.

Consider 3 John 2, Joshua 1:8, Psalm 122:7, Malachi 3:10.

Does God make any reservations in the things we possess today?

Leviticus 27:30,32. Tithe holy unto the Lord.
Deuteronomy 14:22. Tithe of increase.
Malachi 3:8-10. To withhold God's portion is to rob Him.

God also honours the gifts of His people.

Deuteronomy 16:17. Give as able.
Proverbs 3:9. Honour God with substance.
Matthew 10:8. Freely give.
2 Corinthians 9:7. God loves a cheerful giver.

By returning God's portion (tithe), and giving our gifts to God, we too demonstrate our obedience, loyalty and love.

Consider Leviticus 14:22,23.

"So it is with God's claims upon us. He places His treasures in the hands of men, but requires that one tenth shall be faithfully laid aside for His work. He requires this portion to be placed in His treasury. It is to be given to Him as His owner. It is sacred. By faithfully obeying this requirement, we acknowledge that all belongs to God." 6T 386.

Consider the difference between "tithes" and "offerings".

Leviticus 27:30. Tithe belongs to God. It is not a gift. It is simply returned to God.

An offering is a gift offered willingly of that which God allows you to call your own, after the portion which He owns is returned to Him. See Malachi 3:8.

Giving demonstrates a right relationship with God regarding possessions. Deuteronomy 8:18, Matthew 6:21.

This relationship attracts God's blessing. 2 Chronicles 31:10, Malachi 3:10, Proverbs 10:22.

METHOD OF TESTING

Participation in class discussions.

Requirement 4

HAVE A CURRENT MEMORY GEM CERTIFICATE.

CLASS PERIODS One

Of the total class periods, one is set aside for the Memory Gem Examination.

OBJECTIVE

To provide opportunity for text memorisation leading to spiritual growth through personal application of the memory gem.

TEACHING METHODS

1. Encourage the teen to learn the memory gem as part of his daily worship.
2. Plan an interesting method of review each week.

RESOURCE

"Remembering Bible Texts for Children". Publisher: Scripture Union.
Available from Christian Book Shops.

METHOD OF TESTING

Pass one quarterly test provided by the Conference Youth Department.

COMMUNITY OUTREACH

The aim of this section is to encourage a personalised outreach ministry. Two sessions have been allocated to complete this requirement.

Requirement 1 AS A GROUP (OR INDIVIDUALLY) HELP ORGANISE AND PARTICIPATE IN ONE OF THE FOLLOWING:

- A. MAKE A FRIENDSHIP VISIT WITH A SHUT-IN PERSON.
- B. ADOPT A PERSON OR FAMILY IN NEED AND ASSIST THEM.
- C. ANY OTHER OUTREACH OF YOUR CHOICE APPROVED BY YOUR LEADER.

TIME ALLOCATED

One session

OBJECTIVE

To gain experience in a personalised outreach ministry.

EXPLANATION

The Guide age group may exhibit some reluctance to participate in a solo experience of visitation or adopting a person or family in need, especially if the individuals are unknown to him. Careful planning in teaming up friends can be made in respect to the handicapped person or family in need, so that an effective result may be affected. Experience demonstrates that unless the individual handicapped person is known to the teens, it is better that the teens visit a pediatric hospital unit, together, under prior arrangement, to experience the "feel" of the occasion as a group. It is then much easier to direct them to a solo visit or two member team visit. Adoption of a family in need will tend toward older senior citizens in most cases.

TEACHING METHOD

1. A friendship visit can be directed toward the following groups of persons:
 - a. fellow students
 - b. children in hospitals
 - c. senior citizens

2. In "adopting" a family or person, you may consider the following:
 - a. shopping for senior citizens
 - b. reading to handicapped persons
 - c. visiting new-comers
3. Any other outreach ministry may include:
 - a. collecting (door-to-door) or raising money (bike-a-thon), walk-a-thon, etc.) for non-Adventist charity organisations.
 - b. friendship outing for children in orphanages, children's homes, etc.
4. Write a report on what you did; what personal reactions you had to this activity; was it worthwhile? Do you think anyone received any benefits from it?

RESOURCE

New Testament Witnessing, Waldon - available from Adventist Book Centre.
 Orientation for New Adventists, Dick Jewett - from Adventist Book Centre.

METHOD OF TESTING

Participation in activity and discussion.

Requirement 2

PARTICIPATE IN A DISCUSSION ON
 WITNESSING TO OTHER TEENAGERS.

TIME ALLOCATED

One session.

OBJECTIVE

To help the Guides understand and develop their potential as witnesses to their peer group.

TEACHING METHOD

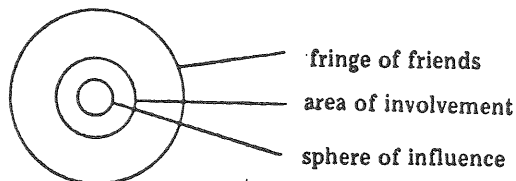
Read through the following material and select material to present to your group. Engage the teens in discussion.

I COMMUNICATIONS

"Therefore, Christian teenager, I have placed you on your campus to be my witness: You shall hear me from my mouth and my word and shall warn every unsaved teenager for me. When I say to the unsaved teenager, you shall surely die; if you do not speak to warn that unsaved teenager for me, that unsaved teenager will die in sin and every drop of his blood will I require at your hand. However, if you warn the unsaved teenager to turn from his sin, and he does not, he shall die in his sin, but you have discharged your responsibility to him."

This paraphrasing of Ezekiel 33:7-9 brings into focus the Christian teenager and his clearly-defined responsibility. Our task is to link the privileges of the Christian life such as forgiveness of sin, eternal life, etc. to the responsibility of soul winning. The Word of God clearly defines this responsibility.

To get the Christian teenager motivated, here's the job at hand. Every born-again teenager has a field of communication. It happens to be his school campus. Here is where he spends most of his time. Here, as a Christian, is his place of witness. His field of opportunity is divided into segments.



The fringe area of his mission field deals with teenagers who are simply passing acquaintances. These are the teens known by the occasional 'hi'.

The area of involvement deals with a more specific group of teenagers. These students are better known than the fringe. Because of involvement in clubs, activities, classes, etc. the relationship is more personal.

The sphere of influence is the hard core of personal friends that make up the most closely associated group of friends a teenager has. Here are the teens with whom he is involved closely in time and activities. Here is the area where his responsibility for witness must pay off.

This field of communication is the area of operation - the teenager's responsibility - as mentioned in Ezekiel 33:7.

A. THE MEANS AND METHODS OF COMMUNICATION

The means and methods of communication is witnessing. There is no other way. Teens telling teens, teen-to-teen, this is the logical and Biblical method of communication. Communication is effective only if there is reaction. Communication involves:

1. Conversation. It takes two to make conversation. This involves a teller and listener.
2. Availability. Before conversation can take place, the teller must be someplace where there are listeners. This involves being where they are. The Great Commission is "Go ye", which means to get out where the unchurched are. "Come unto me" is the call of the Gospel. This is Christ's personal invitation. The "go ye" must precede the "come unto me".

3. Language. Words are the tools of communication. To successfully relate a witness, language must be used that the listener can understand. Much of our religious terminology is not understood by those to whom we witness and in many instances, is not even comprehended by those who use it. We need to use the vernacular of the crowd we want to reach.
4. Understanding. The individual to whom we communicate must be understood. He must be reached as he really is, not as we would like him to be. The Christian teenager must know why the teenager to whom he witnesses lives, acts, thinks and operates the way he does. Only as he acquires understanding can he hope to communicate.
5. Contact. The unreached teenager must be faced in his environment. The Christian must be insulated from the crowd, but not isolated from it. Compromise of standards or convictions is never permitted in reaching the crowd, but isolation is not permissible either.
6. Involvement. A vital, active interest in the unchurched teen is essential. A bridge of friendship must be built before communication can take place.

B. THE MESSAGE HE COMMUNICATES

The message is just the same as it's always been. The Gospel of the Lord Jesus Christ is unchanging. It is as pertinent today as it was in the beginning. We do not have to apologise or defend it. We need simply present it and allow our lives to preach it. It is not delicate or marked "handle with care". It is a hearty, he-man's message that will attract and capture teens if presented through a living embodiment of its virility.

The consequences of failure. The price of responsibility is high. Failure to carry out the Scriptural responsibility in the personal sphere of influence leads to tragic consequences. According to Ezekiel 33, failure to communicate and discharge the Gospel to the unreached teen will mean for him death and damnation, and for the failing Christian, remorse and regret for lost opportunity. It is not a question of whether the teen to whom we witness accepts Christ or not; that's his decision. It's a question of whether he hears the Gospel or not; that's our responsibility. In essence, our Christian teenagers must be soul winners.....and we must help them in this vital mission of presenting the Gospel in a living witness to the unreached teenager.

II PREREQUISITES FOR WITNESS

One of the most important functions of your Christian life is witnessing - actually sharing your faith in Jesus Christ with another teenager. Jesus Christ Himself will operate in you and enable you to put your teenage maturity into action.

Begin by selecting a target teen. By concentrating your effort on one person, you'll eliminate the frustration of attempting to reach everybody and not reaching anyone. As you ask the Lord for that certain person, be sure your motives are straight. Why do you want to witness? Is it because you've been told you must witness? Do you feel obligated? Are you anxious for your target to become a member of your church or club? Or are you genuinely concerned about this person and his relationship to God? Make sure your motive is love - love for the Lord Jesus and for the one for whom He died.

Before we talk about a blueprint for witness, how about an honest appraisal of yourself?

A. YOU AS A WITNESS

1. Balance is the key to your witness.
2. Balance includes:
 - a. Physical appearance. Your grooming, clothes and general personal presentation are the launching pad to witness. Be neat, modern but modest, not extreme but in good taste.
 - b. Mental alertness. Be constantly on the lookout and mentally awake for clues to witness.
 - c. Social acceptance. You cannot isolate yourself from the teens you want to reach for Christ. Keep in mind you NEVER lower your standards or convictions to reach a person, yet you do not isolate yourself through lack of involvement.
 - d. Spiritual acumen. Spiritual insight is essential. Knowing the right time and place for witness, knowing when to speak and be silent, these are essential to communication.
3. Balance involves embodiment of the example.
 - a. Positive example. Separation must be positive, not negative. Communicate a positive Christ. Convictions are a must, but make them positive.
 - b. Practical example. Prove Christianity works by your own actions and attitudes. Life must equal lip. If the Christian life doesn't work for you, then they won't buy it for themselves.
 - c. Pointed example. Your witness must be directed to a target teen.
4. You must be able to communicate.
 - a. Through life - how you live.
 - b. Through lip - what you say.
 - c. Through language - how you communicate.
 - d. Through learning - how you prepare.

B. YOUR TARGET TEEN

1. Goal. Communicate your faith in Christ to your target teen.
2. Have a plan. Use availability approach - go to him, get to know him, gain his friendship.
3. This will win the right to be heard.

C. A SPECIAL PLAN

establish rapport	win the right to be heard	get him to the Gospel	wait for the green light	be ready for follow-up
----------------------	------------------------------	--------------------------	-----------------------------	---------------------------

1. Establish rapport. Simply win his friendship. Remember, his interests and activities can be a point of contact.
2. Win the right to be heard. The example of your life is the key here. During these steps you should not preach with your lips, but with your life. Do not quote verses of Scripture or use other high-pressure tactics. You are seeking to win a continual hearing. (The exception here would be a one-time opportunity to witness to a person. On a school campus the witness opportunity is usually over an extended period of time.)
3. Get him to the Gospel. Still without preaching with your lips, get him to a place where he can hear the Gospel simply and clearly presented in language he can understand and on his level of comprehension.
4. Wait for the green light. Witnessing should be as normal as eating. If we force our witness on individuals we violate his confidence and do harm to our witness. The Holy Spirit will direct our witness to individuals and more than that, if we have followed the steps listed above, the green light for our witness will come through our target asking you the question that will open the door for your witness. When it comes, be ready.
5. Be ready for follow-up. The success or failure of your witness is not determined on the basis of whether your target teen accepts Christ. That's his decision. If, however, through the steps you have presented to him your faith in Christ, and how he may become a Christian, you've scored. Be ready for decision - and be prepared to pay the price in follow-up.

D. WATCH OUT!

1. Do not be obnoxious.
2. Do not argue.
3. Do not be negative.
4. Do not be tactless.
5. Do not "put down" your friend's beliefs.
6. Do not use non-communicative language.
7. Do not compromise your witness (we are to be insulated, not isolated).

III THE PLAN FOR WITNESS

A. YOUR APPROACH

To really win the confidence of your target teen, you'll have to know what his interests are. You can roughly divide teen interests into four areas:

1. Physical: This group is interested in sports, cars, hobbies.
2. Mental: These teens are usually intellectuals interested in studies, the world round about them, etc.
3. Social: Extracurricular activities, clubs, etc.
4. Spiritual: Teenagers in this group are basically religious church-goers, but not Christians.

Some of your friends may fall into more than one of these groups - perhaps all four. Select the likely areas and use these as your bridge of contact. Becoming interested and involved in him and his interests will be the stepping stone to witness. Winning your friend for Christ begins by your genuine concern and interest in him. As you build your friendship, you'll be able to witness on the basis of mutual understanding and trust. Those mutual activities make the approach possible.

B. HIS ATTITUDES

As you attempt to win the confidence of your friend and present Jesus Christ through your life, you can expect him to develop one or more of these five attitudes. When you see this, recognise the type of reaction and his response will become the tip-off to your next move.

Acceptance - "I'll buy it". It is possible your friend will accept Christ the first time he hears the Gospel. It isn't the general rule, but many teens have responded to Christ the first time because the Gospel was proven by the life of the individual who witnessed.

Curiosity - "Clue me in". Many teenagers develop an attitude of genuine curiosity. They are looking for reality and are really interested in knowing more about Christ.

Hesitation - A lot of young people want answers but because of parents, religious backgrounds and other outward influences, they are very reluctant to become involved. Their attitude is "could be". Doubt can be a factor also. So proceed carefully and provide answers for his doubts.

Indifference - The "so what" outlook is typical of teens today. This is a tough attitude to deal with, so make sure your life measures up to what the Bible demands of your witness.

Rejection - Be prepared to face the possibility of someone saying "drop dead". It's happened before and will happen again. Don't be discouraged if someone doesn't buy the product. Keep praying and above all, keep living it.

C. YOUR BEHAVIOUR

Blueprint for Christian witness.

Word - That's what you say. As a teen weighs your life, your speech will be the tip-off. What you are in your heart will eventually be revealed through your lips. Most of you would not tell dirty jokes or double-meaning stories, or swear, but what about gossip, maliciousness, etc.?

Conversation - This primarily deals with our relationships to non-Christians. How we carry out our responsibilities and obligations, keep our word, etc., are used as measuring rods for our Christianity.

Love - The motivating factor in our performing the Great Commission. II Corinthians 5:14 is the key.

Spirit - This deals with our attitude. Your friendliness, availability and warmth will be the deciding factor.

Faith - Luke 1:37 states that with God nothing is impossible. Your faith (which is simply taking God at His Word), is indispensable. You and God make a majority!

Purity - Your consistency and standards of your own personal life will be the conclusive evidence of the claims of Christ in and on your life. Keep yourself pure.

D. HIS BARRIERS

The reaction to your behaviour is bound to happen, and it is a natural response. Don't be surprised. Reaction takes place in four ways:

Physical - In some areas, individuals have been attacked physically for their faith in Christ. In our country it isn't the general reaction, but it has happened.

Mental - This is often the area of reaction to your behaviour. The tool used is argument. You can win an argument and lose the witness. (Some of us aren't even equipped enough to win the argument!) It takes two to argue. Don't argue back.

Social - Here's one that's used all the time. If your example has been getting to its target, he'll use the old social trick of avoiding you.

Spiritual - The only answer for the spiritual barrier is to show the genuineness of the Gospel through your life. There are many counterfeits of the true Christian example. The genuineness of Christ through your life will be the ultimate factor in breaking down the barrier.

F. HIS CONVICTION

Eventually, in most cases, your consistency will not only tear down the barriers but will also produce conviction through the Holy Spirit. Conviction is produced through:

The Word of God - God honours His Word. There can be no conviction without it. The Word is the instrument.

The Christian Teen - The vehicle for the witness. The Word of God in and through you is the combination that provides the formula for conviction. You are the vehicle.

The Holy Spirit - The agent for conviction. He takes your consistent life, using the Word of God, and produces Holy Spirit conviction.

G. YOUR DECLARATION

Not every witness will produce a new Christian. And remember, you have not failed in witnessing if, after you have presented Christ and the plan of salvation, your target rejects it. He determines his destiny by accepting or rejecting Christ. If you have communicated and shared your faith in Christ to your friend, then you've succeeded in your witness regardless of your target's decision.

However, you must be prepared to present the Gospel to those who want to receive Jesus Christ into their hearts. If you are persistent in witness, some will respond. Here's the declaration you should make to your friend:

1. What you are (Romans 3:23)
2. What Christ did (Romans 6:23)
3. What you must do (Romans 10:9-10)

H. HIS DECISION

You'll be interested to know that a decision is based on:

Mind - That's an understanding of the facts of the Gospel. He must grasp clearly the facts of the Gospel.

Emotion - While emotion is not the dominating factor, it has a place. There must be balance between facts and emotion. Love is never void of emotion, but again it isn't the primary factor. Keep in mind that emotions vary with personality.

Will - The acceptance of facts brings the response of faith which bends the individual's will to God's and makes possible the acceptance of Christ.

The seal of completion to the above plan is your availability.

If you are committed (John 20:21)
If you are dependent (Philippians 1:6)
If your life is balanced (Luke 2:52)
HE WILL DO IT! (Matthew 6:33)

METHOD OF TESTING

Participation in discussion.

CHURCH LIFE

The purpose of this section is to develop in the Guide an understanding of denominational organisation and his personal relationship to it.

Two sessions have been allocated to complete this requirement

Requirement 1

FOLLOWING DISCUSSION, PREPARE A FLOW CHART ON DENOMINATIONAL ORGANISATION, WITH SPECIAL DETAILS OF THE AUSTRALASIAN DIVISION.

TIME ALLOCATED

One session.

OBJECTIVE

To develop an understanding of church organisation.

TEACHING METHOD

Use the flow chart on the following page, as a basis for group discussion.

Organisational Structure

Your church, together with other Adventist churches in your geographical area, comprise a local conference. The conference may be a state or an island, or a part of a state.

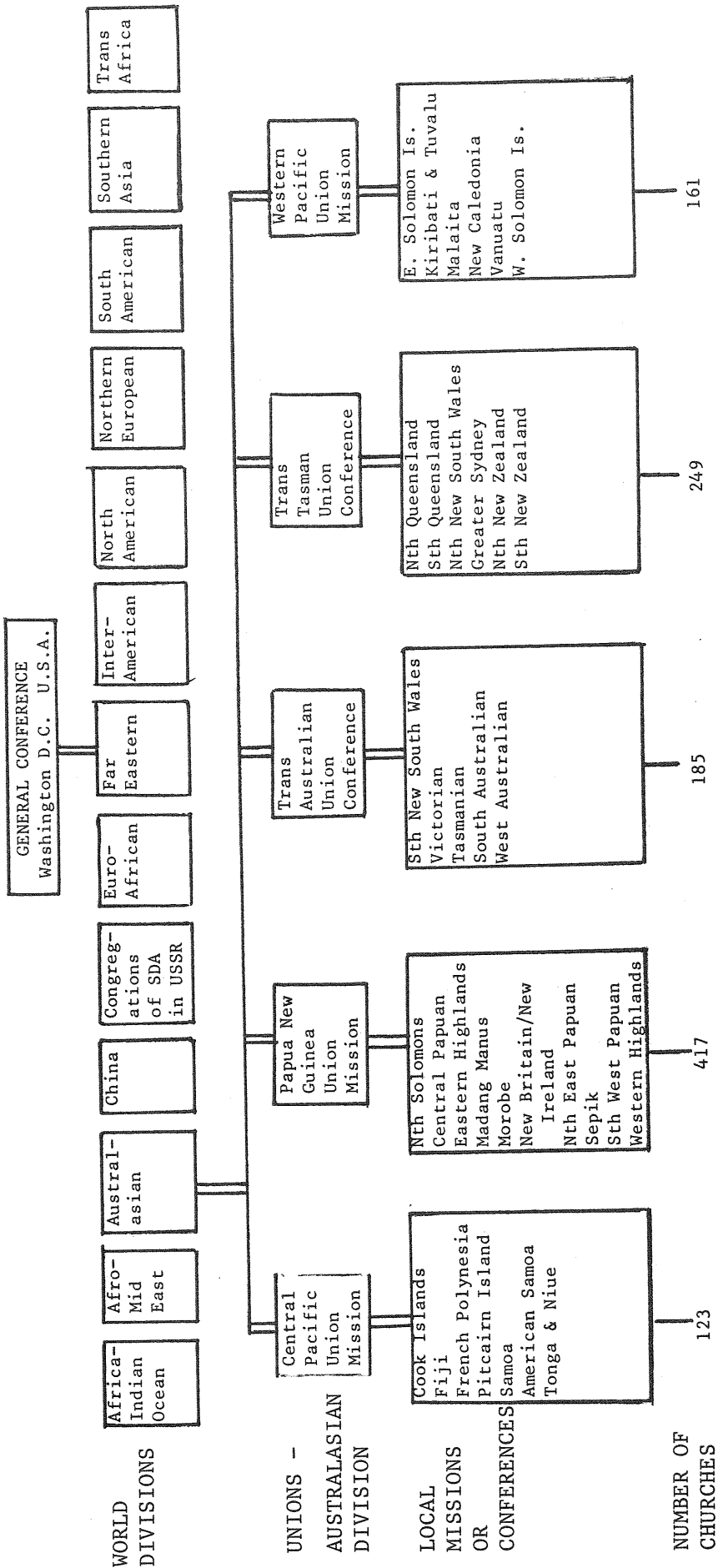
Then there is the union conference, made up of a number of local conferences within a given geographical area.

There are two homeland union conferences and three island union missions within the Australasian Division. The difference between a union mission and a union conference is that the union mission is not self-sustaining economically and its officers are appointed by the Division Executive Committee.

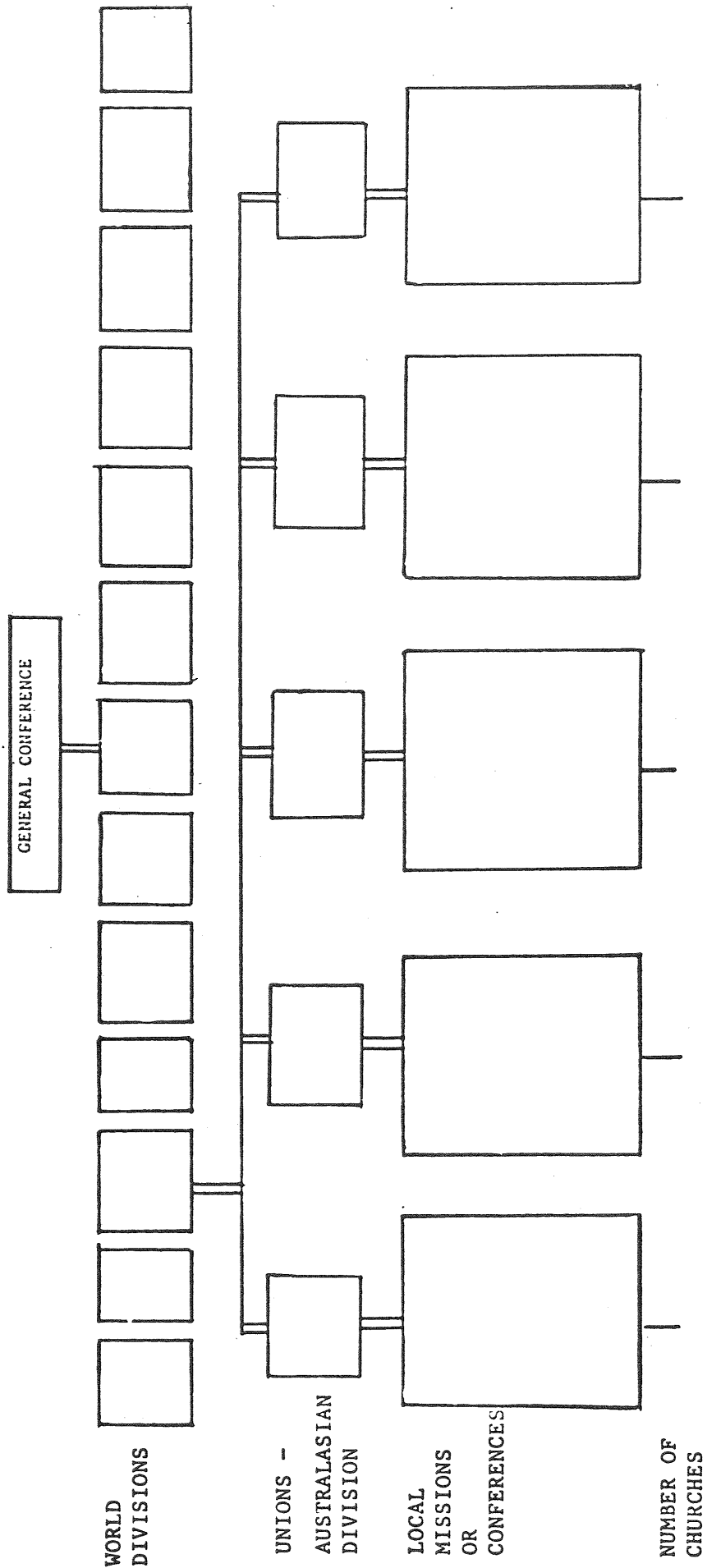
The Trans-Australian Union Conference, includes five local conferences across the southern and western half of the Australian continent, namely:

South New South Wales Conference
Victorian Conference
Tasmanian Conference
South Australian Conference
West Australian Conference

FLOW CHART ON DENOMINATIONAL ORGANISATION



FLOW CHART ON DENOMINATIONAL ORGANISATION



The Trans-Tasman Union Conference, includes six conferences along the north eastern seaboard of Australia and two New Zealand conferences:

- North Queensland Conference
- South Queensland Conference
- North New South Wales Conference
- Greater Sydney Conference
- North New Zealand Conference
- South New Zealand Conference

The three union missions include the South Pacific islands from Papua New Guinea to Pitcairn Island:

- Central Pacific Union Mission
- Papua New Guinea Union Mission
- Western Pacific Union Mission

The General Conference is the governing body for the world church. Its headquarters office is in Washington D.C., United States of America. The General Conference is divided into thirteen Divisions as follows:

- Africa-Indian Ocean Division
- Afro-Mideast Division
- Australasian Division
- China Division
- Congregations of SDA's in the Union of Soviet Socialist Republics
- Euro-Africa Division
- Far Eastern Division
- Inter-American Division
- North American Division
- Northern European Division
- South American Division
- Southern Asia Division
- Trans-Africa Division

RESOURCE

Joey Finds Out - Miriam Wood. Available from the Adventist Book Centre.

METHOD OF TESTING

Participation in discussion and preparation of a flow chart.

Requirement 2 WITH YOUR GROUP MAKE PLANS FOR A SOCIAL ACTIVITY AT LEAST ONCE A QUARTER.

TIME ALLOCATED One session.

Plan and conduct this activity outside of Sabbath hours.

OBJECTIVE

To provide Guides with wholesome recreation for their leisure and to train them as leaders in recreational activities.

EXPLANATION

The leader's task is to help the Guides decide on activities that they would like to engage in and to conduct the program in harmony with Christian standards.

Remember that recreation is a part of our total ministry to the Guides. It should therefore have its spiritual impact as well as the social influence. Be sure to commence and conclude the evening with prayer. Be always alert to any opportunity that may present itself to exert some spiritual influence.

It would be good to encourage the Guides to make their activities "Socials to Save" and to bring their non-Adventist friends and relatives. Be sure to check with Ranger Church Life, Requirement 2.

TEACHING METHOD

1. Conduct a quiz to determine how much the Guides remember on principles of recreation as discussed in Ranger and Voyager classes.
2. Have a discussion on relevant topics such as recreation and our health message, which would give an opportunity to talk about suppers; or music, which could precede an evening of entertainment such as a favourite record night.
3. Have each Guide provide and conduct a game for a "games evening".
4. Decide on a theme for the activity.

RESOURCES

Encyclopedia of Games, Doris Anderson, Zondervan
Good Times for God's People, Zondervan

METHOD OF TESTING

Participation in discussion and activity.

HISTORICAL PERSPECTIVE

The aim of this section is to develop an appreciation of the spread of the Advent Message to the South Pacific.

Three sessions have been allocated to complete the requirements.

Requirement 1

TRACE THE DEVELOPMENT OF THE SEVENTH-DAY ADVENTIST CHURCH IN AUSTRALIA AND NEW ZEALAND.

TIME ALLOCATED Two sessions.

OBJECTIVE

To demonstrate God's leading of the work in Australia and New Zealand.

EXPLANATION

In tracing the spread and development of the work in Australia and New Zealand, use as a basis for the group discussion, the book "The Angel Said Australia", by S.R. Goldstone, which is required reading as listed in the GENERAL segment, Requirement 4.

TEACHING METHOD

Class discussions on the highlights from the reading of "The Angel Said Australia", as shared by the Guides.

RESOURCE

"The Angel Said Australia", S.R. Goldstone, Available Adventist Book Centres. Contact your conference office for films of Division Session reports, that show the growth and work of the church.

SUMMARY OF "THE ANGEL SAID AUSTRALIA" (ASA)

- | | |
|------|--|
| 1884 | The 12th meeting of the General Conference meetings of October 30 to November 20, saw the first definite steps toward opening the Australasian field. ASA p10. |
| 1885 | \$12,133.61 given by USA plus 4000 Signs given each month. ASA p10. |
| 1885 | June 6 - Mission team arrived in Sydney. Decided to make Melbourne their base for operations. ASA p14. |
| 1885 | July 21 - First evangelistic campaign in Australia conducted in McKean St. North Fitzroy, Melbourne by J.O. Corliss. ASA p22. |

- 1885 October 13 - Pastor Haskell went to Auckland and was introduced to Edward Hare. ASA p25.
- Edward Hare as a literature evangelist. ASA p36.
- 1886 January 10 - 28 charter members in Melbourne under the leadership of A.N. Haskell formed the first Seventh-day Adventist church in the Southern Hemisphere. It was called the Melbourne church of SDA. ASA p33.
- 1886 November 14 - A.G. Daniels arrived in New Zealand to consolidate the work. Baptised the interests at Kaeo. ASA p53.
- 1886 December 24 - S.N. Haskell reported to California camp meeting that there were 200 Sabbath keepers in Australia and fifty in New Zealand. ASA p 51.
- \$125,000 pledged for overseas development.
- 1888 January 15 - second tent effort in Auckland conducted without prior city council permission. ASA p57.
- 1889 Echo Publishing Company. New building in Melbourne. ASA p67.
- 1888-89 North New Zealand evangelism under A.G. Daniels. ASA pp71-82.
- Evangelism in the Maori populated areas. ASA pp 83-87.
- 1890 Evangelistic debates to be avoided - counsel from Spirit of Prophecy. ASA p92.
- 1892-93 Parramatta church dedicated. Work began in Kellyville. ASA p97.
- 1892 August 24 - First school at St. Kilda for Australian and New Zealand believers. ASA p107.
- 1893 First camp meeting in Southern Hemisphere at Napier, New Zealand. ASA p116.
- Mrs White in New Zealand. ASA pp121-129.
- History of Avondale College. ASA pp131-143.
- 1895 On Christmas Day, Mrs White moved into her new home called "Sunnyside". ASA p141.
- 1894 Brighton Camp meeting - first camp meeting held in Australia. ASA pp145-154.
- 1893 Queensland Mission established. ASA p155.

1898 Queensland camp meeting at Woolloongabba on Logan Road, Brisbane.
 33 tents, 118 believers. ASA p158.

1896 Evangelism in West Australia. ASA pp173-185.

METHOD OF TESTING

Participation in class discussion.

Requirement 2

COMPLETE A STUDY ON THE HISTORY OF
YOUR LOCAL CHURCH.

TIME ALLOCATED One session.

OBJECTIVE

Research and discover interesting facts concerning your church's local history.

EXPLANATION

The purpose for researching the record of the church is to develop a sense of divine direction in the establishment of the church in the community, and to trace the chronicle of events and personalities who have influenced the spread of the Advent message.

TEACHING METHOD

Interviews with senior church members.
Group discussions to compile facts.

RESOURCES

Church Clerk Records
Senior Members
Public Library

METHOD OF TESTING

Participation in group discussions.